

School District 85



**Eagle View Elementary School
PO Box 369, Port Hardy, BC
Asbestos Management Inventory**



**North West
Environmental Group Ltd.**

NWest File: 39957 AMI1 V1.0

Date Issued: January 4, 2021

Report Information

Client Name:	School District 85
Contact:	Darby Gildersleeve
Issued on:	January 4, 2021
NWest File Number:	39957 AMI1 V1.0
NWest Primary Contact:	Daniel Morton

Document Sign-Off



Joel Shandro, B.Sc.
Senior Project Manager
Qualified Person as per OHS Regulation 6.1
Review



Daniel Morton, B.Sc., PMP, CVI
Project Manager
Qualified Person as per OHS Regulation 6.1
Review



Paddy Greig, B.Sc.
Occupational Hygiene Technician
Author

Confidentiality and Copyright

This document is for the sole use of the addressee and North West Environmental Group Ltd. (NWest). The document contains confidential information that shall not be reproduced in any manner or disclosed to or discussed with any other parties without the express written permission of NWest. Information in this document is to be considered the intellectual property of NWest in accordance with Canadian copyright law.

This report was prepared by NWest for the account of the above-noted client. The material herein reflects NWest's best judgement, in the light of the information available at the time of preparation. Any third-party use of this report, or any reliance on, or decisions made based on it, are the responsibility of such third parties. NWest accepts no responsibility for damage, if any, suffered by any third party as a result of decisions made or action based on this report.

Table of Contents

Table of Contents	ii
1 Introduction	1
2 Scope of Work and Exclusions	1
3 Regulatory Framework.....	2
4 Facility Description.....	2
5 Asbestos Management Inventory and Recommendations.....	3
6 General Recommendations	8
Appendix A. Photo Plates.....	9
Appendix B. Analytical Reports.....	14
Appendix C. Sample Location Drawings.....	15
Appendix D. Regulatory Framework.....	16
Appendix E. Methodology.....	17
Appendix F. Evaluation of Asbestos-Containing Materials	18

1 Introduction

North West Environmental Group Ltd. (NWest) was retained by School District 85 (the Client) to conduct an asbestos management inventory (AMI) at Eagle View Elementary School located at PO Box 369, Port Hardy, BC (site). The non-destructive assessment was conducted by NWest representatives, Luke Kozlowski and Paddy Greig on August 28, 2020.

The purpose of this assessment is to provide information regarding the presence and condition of asbestos and suspect asbestos containing building materials in the building structure. This inventory assessment involved the identification of asbestos containing materials and a condition assessment in support of the building owner/manager's regular monitoring of asbestos containing material conditions so that materials in good condition may be safely managed in place until they are removed, and damaged materials can be repaired or otherwise addressed in a timely manner. Regular inspections of asbestos containing building materials are required to mitigate the potential for occupant and worker exposure. This report may be used for day to day building maintenance activities involving minor disturbance of materials.

This assessment supports compliance with the following provincial legislation:

-) BC Workers Compensation Act – Part 2, Division 4 (General Duties of Employers, Workers and Others), Section 25 (General duties of owner).
-) BC Occupational Health and Safety Regulation – Part 6.4 (Asbestos-General Requirements, Inventory).

This asbestos management inventory assessment does not replace the requirement for the owner to undertake a pre-renovation or pre-demolition project-specific hazardous materials assessment as required by the BC Occupational Health and Safety Regulation section 20.112.

Note: ongoing repairs, maintenance, and renovations may result in some changes to the building after this report was printed.

2 Scope of Work and Exclusions

All accessible areas of the facility were included in this assessment. Whenever practicable, representative building material samples were collected for asbestos analysis. See Appendix E for assessment methodologies.

This assessment was non-destructive (e.g., inspection holes to assess otherwise intact systems such as wall cavities were not made) and non-invasive (e.g., assessment of cupboards, closets, and similar personal spaces were not undertaken; ceiling tiles were not removed to assess above-ceiling materials). As such, concealed asbestos containing materials may be present.

The following NWest historical data and information is included herein:

-) Project number 30004, "Asbestos Inventory and Condition Assessment Eagle View Elementary School", issued November 10, 2016.

Areas/systems not included in the assessment are summarised in the following table.

Table 2-1. Assessment Exclusions

Area/System	Rationale
Roof	Non-destructive assessment
Attic	Non-destructive assessment
Wall/ceiling cavities	Non-destructive assessment
Concrete block walls	Non-destructive assessment
Equipment/System	Outside assessment scope of work
Underground/buried equipment and systems	Outside assessment scope of work
Indoor air quality assessment	Outside assessment scope of work
Contents	Outside assessment scope of work

3 Regulatory Framework

The methods used for assessment, sample collection, and analysis were in accordance with applicable regulations and are acceptable to WorkSafeBC. See Appendix D for details on the applicable regulatory framework and additional standards that apply to this project.

4 Facility Description

The following is a summary of the building. Area calculations are approximate.

Table 4-1. Building Summary

Building System	Details
Construction date	Original construction: 1971 Renovation/Addition(s): 1992
Renovation date(s) and description(s)	Renovation details not disclosed
Number of floors/levels	1
Area	37,082 ft ²
Exterior Materials	
Roofing	Tar and gravel
Exterior	Concrete block, stucco, wood, and metal
Interior Materials	
Ceiling	Acoustic ceiling tile, drywall, and Q-Deck
Walls	Drywall, concrete block, ceramic tile
Floors	Sheet flooring, floor tile, carpet, ceramic tile, stair tread, vinyl wood laminate, rubber, and concrete
HVAC (system type and insulation type)	Forced air
Pipe lagging	Fibreglass runs and cementitious elbows
Lighting	Fluorescent

5 Asbestos Management Inventory and Recommendations

This section summarises the observations made, and the analytical results for material samples collected during the site assessment. Photo plates are presented in Appendix A, analytical laboratory reports are included in Appendix B, and drawings showing sample locations are presented in Appendix C.

The following table summarizes the results of the inventory, condition assessment, and recommended management actions for known and suspect asbestos-containing materials (ACMs). The recommendations are derived by the friability, accessibility, and condition of the ACMs. See Appendix F for details. Quantities are estimated.

Table 5-1. Asbestos-Containing Materials Summary

Description	System	Locations	Status	Quantity	Accessibility	Friability	Condition	Mgmt Recommendation
Stucco	Siding	Exterior	Suspect	2,000 ft ²	Access A – Accessible to all building users	Non-friable	Good	Action 5 – Proactive ACM removal / Action 7 – Routinely monitor condition Test prior to impact
Concrete block (may contain vermiculite)	Siding	Exterior	Suspect	All exterior walls	Access A – Accessible to all building users	Non-friable	Good	Action 5 – Proactive ACM removal / Action 7 – Routinely monitor condition Test prior to impact
Concrete block (may contain vermiculite)	Wall	Hallway: 1, 2, 3, 4 Room: 102, 103, 108, 201, 202, 203, 204, 205, 206, 207, 208, 209, 210, 211, 212, 301, 302, 303, 304, 305, 306, 308, 310, 311, 312, 313, 314, 401, 402, 404, 405, 406, 409, 410, 411, 412, 413 Room 307 Stairwell, Room 307 Mezzanine, Gym, Janitor Closet Off Room 311, Equipment Storage Room in Mezzanine, Music Storage Room in Mezzanine, Room 314 Stairwells	Suspect	32,700 ft ²	Access A – Accessible to all building users	Non-friable	Good	Action 5 – Proactive ACM removal / Action 7 – Routinely monitor condition Test prior to impact



Warning: in the event any additional suspect materials are encountered during renovation/repair activities, work on those materials should stop immediately and remain undisturbed until testing confirms the presence or absence of asbestos or other hazardous material

Description	System	Locations	Status	Quantity	Accessibility	Friability	Condition	Mgmt Recommendation
Acoustic ceiling tile type 1 – Random fissure, dimpled, pinholes	Ceiling	Hallway: 1, 2, 3 Room: 101, 102, 103, 104, 105, 108, 110, 111, 112, 113, 114, 201, 202, 203, 204, 205, 206, 207, 208, 211, 314, 401, 402, 403, 404, 405, 406, 407, 408 Entrance Foyer	Suspect	19,675 ft ²	Access A – Accessible to all building users	Friable	Good	Action 5 – Proactive ACM removal / Action 7 – Routinely monitor condition Test prior to impact
Acoustic ceiling tile type 2 - Patterned fissures small and large pinhole	Ceiling	Hallway 4 Room: 305	Suspect	2,500 ft ²	Access A – Accessible to all building users	Friable	Good	Action 5 – Proactive ACM removal / Action 7 – Routinely monitor condition Test prior to impact
Drywall with joint compound	Wall	Hallway: 1, 2, 3, 4 Room: 101, 102, 103, 104, 105, 108, 110, 111, 112, 113, 114, 202, 204, 206, 301, 302, 303, 304, 305, 403, 406, 407, 408 Entrance Foyer, Room 107 Washroom, Music Storage Room in Mezzanine	Suspect	18,535 ft ²	Access A – Accessible to all building users	Non-friable	Good	Action 5 – Proactive ACM removal / Action 7 – Routinely monitor condition Test prior to impact
Drywall with joint compound	Ceiling	Room: 209, 212, 301, 302, 303, 304, 409, 410, 411, 412, 413 Room 107 Washroom	Suspect	2,740 ft ²	Access A – Accessible to all building users	Non-friable	Good	Action 5 – Proactive ACM removal / Action 7 – Routinely monitor condition Test prior to impact
Mastic – Silver/black	Sink	Hallway: 1, 3 Room: 202, 204	Confirmed	6 sinks	Access A – Accessible to all building users	Non-friable	Good	Action 5 – Proactive ACM removal / Action 7 – Routinely monitor condition Test prior to impact
Mastic – White	Sink	Room: 105, 108, 301, 302, 303, 304, 305, 308	Suspect	8 sinks	Access A – Accessible to all building users	Non-friable	Good	Action 5 – Proactive ACM removal / Action 7 – Routinely monitor condition Test prior to impact
Mastic – Black	Window	Room: 102, 103, 108, 201, 202, 203, 205, 206, 401, 402, 404, 405, 406	Suspect	30 windows (all windows in listed rooms)	Access A – Accessible to all building users	Non-friable	Good	Action 5 – Proactive ACM removal / Action 7 – Routinely monitor condition Test prior to impact
Caulking type 1 – Grey	Ducting	Room 307 Mezzanine	Suspect	Suspect on all ducting joints (pained over in some places)	Access B – Accessible to maintenance workers	Non-friable	Good	Action 5 – Proactive ACM removal / Action 7 – Routinely monitor condition Test prior to impact



Warning: in the event any additional suspect materials are encountered during renovation/repair activities, work on those materials should stop immediately and remain undisturbed until testing confirms the presence or absence of asbestos or other hazardous material

Description	System	Locations	Status	Quantity	Accessibility	Friability	Condition	Mgmt Recommendation
Caulking 2 – Grey/white	Wall penetration	Gym	Suspect	1 penetration	Access C(e) – Exposed over 8 ft	Non-friable	Good	Action 5 – Proactive ACM removal / Action 7 – Routinely monitor condition Test prior to impact
Pipe fittings insulation	Pipe elbow insulation	Room: 207, 210, 311, 312, 313 Janitor Closet Off Room 311	Confirmed	28 elbow fittings	Access A – Accessible to all building users	Friable	Fair	Action 5 – Proactive ACM removal / Action 6 – ACM repair Test prior to impact
Pipe run insulation	Pipe insulation	Room: 310	Suspect	25 linear feet	Access C(e) – Exposed over 8 ft	Friable	Good	Action 5 – Proactive ACM removal / Action 7 – Routinely monitor condition Test prior to impact
Vibration dampener	Ducting	Room 307 Mezzanine	Suspect	2 Dampeners	Access B – Accessible to maintenance workers	Non-friable	Good	Action 5 – Proactive ACM removal / Action 7 – Routinely monitor condition Test prior to impact
Black mastic on fiberglass pipe insulation	Piping	Room : 207, 210	Suspect	Patches on piping in rooms listed	Access B – Accessible to maintenance workers	Non-friable	Good	Action 5 – Proactive ACM removal / Action 7 – Routinely monitor condition Test prior to impact
White 6”x6” ceramic tile grout and thinset	Wall	Room: 208, 209, 211, 212, 311, 410, 411, 412, 413	Suspect	800 ft ²	Access A – Accessible to all building users	Non-friable	Good	Action 5 – Proactive ACM removal / Action 7 – Routinely monitor condition Test prior to impact
Green 2”x2” ceramic tile grout and tinset	Floor	Room209	Suspect	155 ft ²	Access A – Accessible to all building users	Non-friable	Good	Action 5 – Proactive ACM removal / Action 7 – Routinely monitor condition Test prior to impact
Red 1/2”x1/2” ceramic tile grout and thinset	Floor	Room: 311, 313	Suspect	780 ft ²	Access A – Accessible to all building users	Non-friable	Good	Action 5 – Proactive ACM removal / Action 7 – Routinely monitor condition Test prior to impact
Grey parging	Wall	Room: 208, 210	Suspect	2 ft ²	Access A – Accessible to all building users	Non-friable	Good	Action 5 – Proactive ACM removal / Action 7 – Routinely monitor condition Test prior to impact
Red stair tread	Stairs	Room 314 Stairwells	Suspect	180 ft ²	Access A – Accessible to all building users	Non-friable	Good	Action 5 – Proactive ACM removal / Action 7 – Routinely monitor condition Test prior to impact



Warning: in the event any additional suspect materials are encountered during renovation/repair activities, work on those materials should stop immediately and remain undisturbed until testing confirms the presence or absence of asbestos or other hazardous material

Description	System	Locations	Status	Quantity	Accessibility	Friability	Condition	Mgmt Recommendation
Baseboard adhesive	Suspect	Throughout Building	Suspect	Baseboards throughout building	Access A – Accessible to all building users	Non-friable	Good	Action 5 – Proactive ACM removal / Action 7 – Routinely monitor condition Test prior to impact

Note: asbestos-containing materials may be present in concealed or excluded locations and/or systems. See Section 2 of this report.

Materials suspected to contain asbestos which are often concealed in buildings and require destructive assessment to evaluate may be present which include, but are not limited to:

-) Electrical wiring and cables
-) Buried asbestos cement pipes
-) Formed cement products
-) Bell and spigot piping gaskets
-) Incandescent light fixtures (heat shields)
-) Floor leveling compound
-) Vermiculite in wall cavities including concrete block void spaces
-) Penetration caulking and/or parging

A summary of materials known or presumed not to contain asbestos is presented as follows:

Table 5-2. Non-Asbestos-Containing Materials

Location(s)	Material Description	Sample Quantity	Comments
Room: 105, 108, 301, 302, 303, 304, 305, 306, 308, 310, Hallway 4, Room 107 Washroom, Room 307 Stairwell	Sheet flooring 1 – Rose mottled	1	None
Room: 208, 211, 410, 411, 412, 413	Sheet flooring 2 – Grey speckled	1	None
Room: 201, 202, 203, 204, 205, 206	Sheet flooring 3 – Beige mosaic	1	None
Room: 212	Sheet flooring 4 – Beige pebble	1	None
Gym	Vinyl Wood Laminate	0	Installed post 2016 inspection
Room 314 Stairwells	Yellow rubber flooring	0	Installed post 2016 inspection
Room: 201, 202, 203, 204, 205, 206, 314, 401, 402, 403, 404, 405, 406, 407, 408	Drywall with no joint compound	0	Drywall with no joint compound does not contain asbestos
Room: 207, 305, 311, 312, 313, 409 Room 307 Stairwell, Janitor Closet Off Room 311, Music Storage Room in Mezzanine	Paper wrapped fibreglass pipe run insulation	0	Pipe runs visually confirmed to be fibreglass (do not confuse with asbestos containing elbow fittings)
Room 307 Stairwell, Room 307 Mezzanine	Foil-faced fibreglass insulation	0	Visually confirmed to be fibreglass insulation
Room 307 Mezzanine	PVC covered fibreglass pipe insulation	0	Visually confirmed to be fibreglass insulation



Warning: in the event any additional suspect materials are encountered during renovation/repair activities, work on those materials should stop immediately and remain undisturbed until testing confirms the presence or absence of asbestos or other hazardous material

Location(s)	Material Description	Sample Quantity	Comments
Room: 207, 210	Floor tile 1 – 12"x12" beige with black streaks	1	None
Room: 311, 312, 313, 314 Janitor Closet Off Room 311, Music Storage Room in Mezzanine, Room 314 Stairwells	Floor tile 3 – 12"x12" beige with white and black streaks	1	None
Room: 311, 312, 313, 314 Janitor Closet Off Room 311, Music Storage Room in Mezzanine, Room 314 Stairwells	Black mastic on floor tile 3	3	None
Room: 308,	Acoustic ceiling tile 3 – Vinyl covered fibreglass	0	Visually confirmed to be fibreglass ceiling tile
Room 301, 302, 303, 304	Acoustic ceiling tile 4 – 12"x12" donnacona	0	Wood fibre ceiling tile

Materials assumed not to contain asbestos include:

-) post-1990 construction materials with the exception of formed cement products, vermiculite, fire stop caulking, gaskets.
-) wood and wood composite materials
-) carpet
-) plastics in non-industrial applications
-) metals
-) glazing
-) exterior below-grade drainage and plumbing systems
-) ceramic tile, excluding adhesives, grout, and thinset mortar



Warning: in the event any additional suspect materials are encountered during renovation/repair activities, work on those materials should stop immediately and remain undisturbed until testing confirms the presence or absence of asbestos or other hazardous material

6 General Recommendations

Based on observations made and analytical results, NWest makes the following recommendations.

1. Ensure that the inventory is kept current with respect to presence and condition of asbestos-containing materials, and a record is kept of any changes made to the inventory.
2. Retain a current version of the inventory until all the asbestos-containing materials are removed from the Site.
3. Ensure that a copy of the current version of the inventory is readily available at the Site.
4. Ensure that all asbestos-containing materials present at the Site are identified by signs, labels or, when these are not practicable, other effective means.
5. A qualified person must undertake a pre-renovation/demolition project-specific hazardous materials assessment prior to planned work other than minor maintenance activities that impacts building materials or systems that conforms to the requirements of the BC Occupational Health and Safety Regulation section 20.112. A qualified person must complete a risk assessment and safe work procedures for all hazardous materials that may be impacted by maintenance and/or renovation work. Removal or disturbance of hazardous materials must be undertaken by a qualified contractor employing WorkSafeBC-approved procedures.
6. Maintenance work must STOP if previously unidentified suspected hazardous materials are encountered or inadvertently damaged or disturbed during maintenance activities. These suspect materials must be left undisturbed until a qualified person has determined the status of the material.
7. Damage to asbestos-containing materials must be repaired or otherwise rendered non-hazardous to unprotected workers and occupants without delay (e.g. enclose damaged materials with a dust barrier).

Appendix A. Photo Plates

The following photo plates provide a general documentation of the building materials that were sampled and analyzed, and observations made during the assessment. They are meant to summarize the results of analysis and observations and are not intended to include all hazardous materials, or their locations, observed during the assessment.



Photo 1
Description: Fittings insulation
Location: Room 207
Asbestos: 40 % Chrysotile
Sample(s): 30004-11



Photo 2
Description: Mastic – Silver/black
Location: Room 204
Asbestos: 1.4% Chrysotile
Sample(s): 30004-14



Photo 3
Description: Stucco
Location: Exterior
Asbestos: Suspect



Photo 4
Description: Concrete block
Location: Exterior
Asbestos: Suspect in cavity



Photo 5
Description: Acoustic ceiling tile type 1 – Random fissure, dimpled, pinholes
Location: Room 101
Asbestos: Suspect



Photo 6
Description: Acoustic ceiling tile type 2 - Patterned fissures small and large pinhole
Location: Hallway 4
Asbestos: Suspect




Photo 7
Description: Drywall joint compound
Location: Room 107
Asbestos: Suspect



Photo 8
Description: Mastic – White
Location: Room 303 sink
Asbestos: Suspect




Photo 9
Description: Mastic – Black
Location: Room 108 window
Asbestos: Suspect



Photo 10
Description: Caulking type 1 – Grey
Location: Room 307 mezzanine
Asbestos: Suspect



Photo 11
Description: Caulking type 2 – Grey/white
Location: Gym
Asbestos: Suspect



Photo 12
Description: Pipe run insulation
Location: Room 310
Asbestos: Suspect



Photo 13
Description: Vibration dampeners
Location: Room 307 mezzanine
Asbestos: Suspect




Photo 14
Description: Black mastic on fiberglass pipe insulation
Location: Room 210
Asbestos: Suspect



Photo 15
Description: White 6"x6" ceramic tile grout and thinset
Location: Room 211
Asbestos: Suspect



Photo 16
Description: Green 2"x2" ceramic tile grout and thinset
Location: Room 209
Asbestos: Suspect



Photo 17
Description: 1/2"x1/2" ceramic tile grout and thinset
Location: Room 311
Asbestos: Suspect



Photo 18
Description: Grey parging
Location: Room 208
Asbestos: Suspect



Photo 19
Description: Red stair tread
Location: Room 314 stairwells
Asbestos: Suspect



Photo 20
Description: Baseboard adhesive
Location: Room 406
Asbestos: Suspect

Appendix B. Analytical Reports





Bulk Samples Report

Asbestos Analysis of Bulk Materials using Polarized Light Microscopy

Client: School District 85 - Vancouver Island North

Date: September 16, 2020

Contractor: School District 85 - Vancouver Island North

Purchase Order: 28285

Project: Asbestos Inventory SD 85 Schools

Project Number: 39957

Sample No.	Location	Date Analysed	Analyst	Client Description	Phase	%	Asbestos	%	Other Materials	%	Comments
39957-1b	NISS - Exterior Main Entrance Stairs	Sep 15, 2020	BR	Caulking (Grey)	Grey	100	None Detected	0	Non-Fibrous	100	
39957-2b Layer 1	NISS - Room 100	Sep 15, 2020	BR	Sheet Floor 2 Mastic (Brown)	Wear Surface- Light Grey/Dark Grey	45	None Detected	0	Non-Fibrous	100	
39957-2b Layer 2	NISS - Room 100	Sep 15, 2020	BR	Sheet Floor 2 Mastic (Brown)	Paper Backing - White	45	None Detected	0	Synthetic (65%) Non-Fibrous (35%)	100	
39957-2b Layer 3	NISS - Room 100	Sep 15, 2020	BR	Sheet Floor 2 Mastic (Brown)	Adhesive - Brown	10	None Detected	0	Non-Fibrous	100	
39957-3b	NISS - Room 103	Sep 15, 2020	BR	Ceiling Tile (Acoustic) - ACT 1 Patterned Fissure	Grey/White	100	None Detected	0	Cellulose (36%) Glass (36%) Non-Fibrous (28%)	100	
39957-4b	NISS - Hallway 4	Sep 15, 2020	BR	Ceiling Tile (Acoustic) - ACT 1 Patterned Fissure	Grey/White	100	None Detected	0	Cellulose (36%) Glass (36%) Non-Fibrous (28%)	100	
39957-5b	NISS - Hallway 4	Sep 15, 2020	BR	Drywall Joint Compound	White	100	None Detected	0	Non-Fibrous	100	
39957-6b	NISS - Staff Room (Adj. Hallway 4)	Sep 15, 2020	BR	Drywall Joint Compound	White	100	None Detected	0	Non-Fibrous	100	
39957-7b	NISS - Room 108	Sep 15, 2020	BR	Sink Mastic/Coating (Beige)	Beige	100	None Detected	0	Non-Fibrous	100	
39957-8b	NISS - Room 103 Wall	Sep 15, 2020	BR	Exposed Adhesive (Grey)	Grey	100	None Detected	0	Non-Fibrous	100	
39957-9b Layer 1	NISS - Janitor Closet (Adj. Hallway 4)	Sep 15, 2020	BR	Pipe Elbow Insulation	Pipe Wrap - Off White	10	None Detected	0	Cellulose (78%) Non-Fibrous (22%)	100	
39957-9b Layer 2	NISS - Janitor Closet (Adj. Hallway 4)	Sep 15, 2020	BR	Pipe Elbow Insulation	Pipe Insulation - Off White	90	Chrysotile (26%) Amosite (4%)	30	Cellulose (11%) Non-Fibrous (59%)	70	
39957-10b	NISS - Drama Room	Sep 15, 2020	BR	Drywall Joint Compound	White	100	None Detected	0	Non-Fibrous	100	



Sample No.	Location	Date Analysed	Analyst	Client Description	Phase	%	Asbestos	%	Other Materials	%	Comments
39957-11b	NISS - Room 319	Sep 15, 2020	BR	Baseboard Adhesive	Yellow	100	None Detected	0	Non-Fibrous	100	
39957-12b Layer 1	NISS - Basement Storage Room	Sep 15, 2020	BR	Pipe fitting insulation	Pipe Wrap - Off White	10	None Detected	0	Cellulose (78%) Non-Fibrous (22%)	100	
39957-12b Layer 2	NISS - Basement Storage Room	Sep 15, 2020	BR	Pipe fitting insulation	Pipe Insulation - Off White	90	Chrysotile (26%) Amosite (4%)	30	Cellulose (11%) Non-Fibrous (59%)	70	
39957-13b Layer 1	NISS - Basement Storage Room	Sep 15, 2020	BR	Pipe elbow insulation	Pipe Wrap - Off White	10	None Detected	0	Cellulose (78%) Non-Fibrous (22%)	100	
39957-13b Layer 2	NISS - Basement Storage Room	Sep 15, 2020	BR	Pipe elbow insulation	Pipe Insulation - Off White	90	Chrysotile (26%) Amosite (4%)	30	Cellulose (11%) Non-Fibrous (59%)	70	
39957-14b	NISS - Drama Room	Sep 15, 2020	BR	Baseboard Adhesive	Tan	100	None Detected	0	Non-Fibrous	100	
39957-15b Layer 1	NISS - Janitor Closet (Adj. Hallway 8)	Sep 15, 2020	BR	Pipe run insulation	Pipe Wrap - Silver/White	25	None Detected	0	Cellulose (36%) Glass (28%) Non-Fibrous (36%)	100	
39957-15b Layer 2	NISS - Janitor Closet (Adj. Hallway 8)	Sep 15, 2020	BR	Pipe run insulation	Insulation - Yellow	75	None Detected	0	Glass	100	
39957-16b	NISS - Basement Crawlspace Foundation Wall	Sep 15, 2020	BR	Tar Paper	Black	100	None Detected	0	Cellulose (58%) Non-Fibrous (42%)	100	
39957-17b Layer 1	NISS - Basement Crawlspace	Sep 15, 2020	BR	Pipe run insulation with black mastic	Pipe Wrap - Silver/Black/White	80	None Detected	0	Cellulose (35%) Non-Fibrous (65%)	100	
39957-17b Layer 2	NISS - Basement Crawlspace	Sep 15, 2020	BR	Pipe run insulation with black mastic	Mastic - Black	20	None Detected	0	Non-Fibrous	100	
39957-18b	NISS - Storage Room (Adj. Hallway 3)	Sep 15, 2020	BR	Drywall Joint Compound	White	100	None Detected	0	Non-Fibrous	100	
39957-19b	NISS Maintenance Shop Building 2 Exterior	Sep 15, 2020	BR	Aggregate Panel beneath Window	Dark Brown/Grey	100	None Detected	0	Non-Fibrous	100	
39957-20b Layer 1	NISS Maintenance Shop Building 1 Room C	Sep 15, 2020	BR	Floor Tile - FT1 9x9 Grey w/White Streaks	Floor Tile - Grey	90	None Detected	0	Non-Fibrous	100	
39957-20b Layer 2	NISS Maintenance Shop Building 1 Room C	Sep 15, 2020	BR	Floor Tile - FT1 9x9 Grey w/White Streaks	Mastic - Black	10	None Detected	0	Non-Fibrous	100	
39957-21b	NISS Shop - Wood Shop Classroom	Sep 15, 2020	BR	Drywall Joint Compound	White	100	None Detected	0	Non-Fibrous	100	
39957-22b	NISS Shop - Wood Shop	Sep 15, 2020	BR	Drywall Joint Compound	White	100	None Detected	0	Non-Fibrous	100	
39957-23b	NISS Shop - Drafting Room	Sep 15, 2020	BR	Drywall Joint Compound	White	100	None Detected	0	Non-Fibrous	100	
39957-24b	NISS Maintenance Shop Building 1 Mech Room	Sep 15, 2020	BR	Drywall Joint Compound	Off White	100	Chrysotile	1.5	Non-Fibrous	98.5	



Sample No.	Location	Date Analysed	Analyst	Client Description	Phase	%	Asbestos	%	Other Materials	%	Comments
39957-25b	NISS Maintenance Shop Building 1 Storage Room	Sep 15, 2020	BR	Drywall Joint Compound	White	100	None Detected	0	Non-Fibrous	100	
39957-26b	NISS Maintenance Shop Building 1 Mech Room	Sep 15, 2020	BR	Floor tile (Unknown Pattern) under plywood	Beige	100	None Detected	0	Non-Fibrous	100	
39957-27b	Cheslakees Mechanical Room	Sep 15, 2020	BR	Drywall Joint Compound	White	100	None Detected	0	Non-Fibrous	100	
39957-28b	Cheslakees Girls Washroom	Sep 15, 2020	BR	Drywall Joint Compound	White	100	None Detected	0	Non-Fibrous	100	
39957-30b	Sunset Elem. Mezzanine Band Room Janitor Closet	Sep 15, 2020	BR	Ceiling Tile (Acoustic) - CT2 Latitudinal Fissure Small & Large Pinhole	White/Grey	100	None Detected	0	Cellulose (36%) Glass (36%) Non-Fibrous (28%)	100	
39957-31b Layer 1	A.J. Elliott Exterior	Sep 15, 2020	BR	Stucco	Top Coat - White	50	None Detected	0	Non-Fibrous	100	
39957-31b Layer 2	A.J. Elliott Exterior	Sep 15, 2020	BR	Stucco	Base Coat - Grey	50	None Detected	0	Non-Fibrous	100	
39957-32b	Alert Bay Learning Centre Janitor Closet	Sep 15, 2020	BR	Floor Tile - FT1 Beige 12x12 w/Brown + White Streaks	Grey	100	None Detected	0	Non-Fibrous	100	
39957-33b	Alert Bay Learning Centre Janitor Closet	Sep 15, 2020	BR	Ceiling Tile (Acoustic) - CT1 2x4 Small and Large Pinholes	Grey/White	100	None Detected	0	Cellulose (36%) Glass (36%) Non-Fibrous (28%)	100	
39957-34b	Alert Bay Learning Centre Storage Rm 2	Sep 15, 2020	BR	Drywall Joint Compound	Off White/Beige	100	None Detected	0	Non-Fibrous	100	
39957-35b	Alert Bay Learning Centre Storage Rm 2	Sep 15, 2020	BR	Baseboard Adhesive (Brown)	Brown	100	None Detected	0	Non-Fibrous	100	
39957-36b	Alert Bay Learning Centre Girls Washroom Corridor	Sep 15, 2020	BR	Window Putty (Black)	Black	100	Chrysotile	11	Non-Fibrous	89	
39957-37b	83 McRae Drive: Exterior Window	Sep 15, 2020	BR	Window Putty (White)	White	100	None Detected	0	Non-Fibrous	100	
39957-38b Layer 1	86 McRae Drive Hallway	Sep 15, 2020	BR	Sheet Flooring - SF2 Brown Hexagonal Mosaic	Wear Surface - Light Brown/Dark Brown	50	None Detected	0	Non-Fibrous	100	
39957-38b Layer 2	86 McRae Drive Hallway	Sep 15, 2020	BR	Sheet Flooring - SF2 Brown Hexagonal Mosaic	Paper Backing - Off White	50	Chrysotile	35	Non-Fibrous	65	
39957-39b	Tacan Maintenance Offices and Shop Exterior Wall	Sep 15, 2020	BR	Caulking (White) on Vents	White	100	None Detected	0	Non-Fibrous	100	
39957-40b	PHSS - Room 338	Sep 15, 2020	BR	Drywall Joint Compound	White	100	None Detected	0	Non-Fibrous	100	
39957-41b	PHSS - Gym Mezzanine Stairwell	Sep 15, 2020	BR	Stair Tread (Red)	Red	100	None Detected	0	Non-Fibrous	100	



Sample No.	Location	Date Analysed	Analyst	Client Description	Phase	%	Asbestos	%	Other Materials	%	Comments
39957-42b Layer 1	PHSS - Gym Mezzanine Stairwell	Sep 15, 2020	BR	Baseboard Adhesive (Yellow) + DW Joint Compound	Baseboard Adhesive - Brown	50	None Detected	0	Non-Fibrous	100	
39957-42b Layer 2	PHSS - Gym Mezzanine Stairwell	Sep 15, 2020	BR	Baseboard Adhesive (Yellow) + DW Joint Compound	Drywall Joint Compound - White	50	None Detected	0	Non-Fibrous	100	
39957-43b	PHSS - Room 400	Sep 15, 2020	BR	Baseboard Adhesive (White)	Off White	100	None Detected	0	Non-Fibrous	100	
39957-44b	Quatsino Elementary - Storage Room	Sep 15, 2020	BR	Drywall Joint Compound	White	100	None Detected	0	Non-Fibrous	100	
39957-45b	Quatsino Elementary - Exterior Stairs	Sep 15, 2020	BR	Stair Tread (Asphalt)	Black/Grey	100	None Detected	0	Synthetic (35%) Non-Fibrous (65%)	100	
39957-46b Layer 1	Quatsino Elementary - Classroom	Sep 15, 2020	BR	Floor Tile - FT1 Beige 9x9 w/Red, Green, + Yellow Streaks	Wear Surface - Beige/Green/Red	50	None Detected	0	Cellulose (18%) Non-Fibrous (82%)	100	
39957-46b Layer 2	Quatsino Elementary - Classroom	Sep 15, 2020	BR	Floor Tile - FT1 Beige 9x9 w/Red, Green, + Yellow Streaks	Asphalt Paper Backing - Black	50	None Detected	0	Synthetic (14%) Cellulose (38%) Non-Fibrous (48%)	100	
39957-47b	School Board Office Lower Level Main Room	Sep 15, 2020	BR	Window Putty (Black)	Black	100	Chrysotile	12	Non-Fibrous	88	
39957-48b	School Board Office Copy Room	Sep 15, 2020	BR	Drywall Joint Compound	White	100	None Detected	0	Non-Fibrous	100	
39957-49b	School Board Office Lower Level North Exit/Entry	Sep 15, 2020	BR	Drywall Joint Compound	White	100	None Detected	0	Non-Fibrous	100	
39957-50b	School Board Office Interior Stairs	Sep 15, 2020	BR	Stair Tread (Brown/Red)	Red/Brown	100	None Detected	0	Non-Fibrous	100	
39957-51b	Seaview Activity Centre - Room 2 Window	Sep 15, 2020	BR	Window Putty (Black)	Black	100	Chrysotile	12	Non-Fibrous	88	
39957-52b Layer 1	Seaview Activity Centre - Janitor Room	Sep 15, 2020	BR	Pipe Wrap with Black Mastic	Pipe Wrap - Silver/Black	80	None Detected	0	Cellulose (35%) Non-Fibrous (65%)	100	
39957-52b Layer 2	Seaview Activity Centre - Janitor Room	Sep 15, 2020	BR	Pipe Wrap with Black Mastic	Mastic - Black	20	None Detected	0	Non-Fibrous	100	
39957-53b	Seaview Carpentry Shop Storage Room B	Sep 15, 2020	BR	Vermiculite Insulation	Silver/Grey/Brown	100	Actinolite	0.5	Cellulose (4%) Non-Fibrous (95.5%)	99.5	
39957-54b	Seaview Secondary School - Room 5	Sep 15, 2020	BR	Window Putty (Black)	Black	100	None Detected	0	Cellulose (8%) Synthetic (8%) Non-Fibrous (84%)	100	
39957-55b	Seaview Secondary School - Room 4	Sep 15, 2020	BR		Dark Brown	100	None Detected	0	Non-Fibrous	100	
39957-56b	Seaview Elementary - Girls Washroom	Sep 15, 2020	BR	Cement Board	Off White/Grey/Green	100	Chrysotile	31	Non-Fibrous	69	



Sample No.	Location	Date Analysed	Analyst	Client Description	Phase	%	Asbestos	%	Other Materials	%	Comments
39957-57b	Eagle View Elem. - Gym Stairs	Sep 15, 2020	BR	Mastic - FT3 Mastic (Black)	Black	100	None Detected	0	Non-Fibrous	100	
39957-58b	Eagle View Elem. - Gym Storage Room	Sep 15, 2020	BR	Mastic - FT3 Mastic (Black)	Black	100	None Detected	0	Non-Fibrous	100	

Bulk asbestos analysis was conducted using calibrated visual estimation in conjunction with polarized light microscopy as detailed in EPA method 600/R-93/116. Sample(s) not destroyed in the testing will be kept for 30 days before disposal.

Note that EPA 600-R93-116 is not an acceptable method for quantifying asbestos concentrations that are lower than 0.5%.

The report shall not be reproduced except in full without written approval of NWest. The report must not be used by the customer to claim product certification, approval, or endorsement by AIHA, EPA, NWest or its employees.



LAB# 202314

Bulk Sample Report

Asbestos Analysis of Bulk Materials using Polarized Light Microscopy

Client: School District 85 - Vancouver Island North

Date: September 07, 2016

Contractor: School District 85 - Vancouver Island North

Client Job or PO#:

Project: Eagle View Elementary AB Inventory

Project number: 30004

Sample No	Location	Date Analysed	Analyst	Client Description	Phase	%	Asbestos	%	Other Materials	%	Comments
30004-1	Hallway - original sections	Aug-03-2016	IATL	Ceiling Tile (Acoustic) - Type 1-random fissure, dimpled, pinholes	White/Tan	100	None Detected	0	Cellulose (30%) Mineral Fibre (50%) Non-Fibrous (20%)	100	
30004-2	Room 108 Staff Room	Aug-03-2016	IATL	Drywall Joint Compound - Drywall walls with joint compound	White Joint Compound	100	None Detected	0	Non-Fibrous	100	
30004-3	Room 409 Pipe Chase	Aug-03-2016	IATL	Pipe Insulation - Fibreglass with Black Mastic	Black/White/Silver Insulation	100	None Detected	0	Cellulose (70%) Glass (5%) Non-Fibrous (25%)	100	
30004-4	Room 409 Custodian Room	Aug-03-2016	IATL	Adhesive - Baseboard	Tan Mastic	100	None Detected	0	Non-Fibrous	100	
30004-5	Room 409 Pipe Chase	Aug-03-2016	IATL	Floor Tile - FT1 - 12x12 Beige with Black Streaks	Beige Floor	100	None Detected	0	Non-Fibrous	100	
30004-6 Layer 1	Room 411-Boys Washroom	Aug-03-2016	IATL	Sheet Flooring - SF2-Gray Speckled	Grey/White	50	None Detected	0	Cellulose (2%) Glass (2%) Non-Fibrous (96%)	100	
30004-6 Layer 2	Room 411-Boys Washroom	Aug-03-2016	IATL	Sheet Flooring - SF2-Gray Speckled	Yellow Mastic	50	None Detected	0	Non-Fibrous	100	
30004-7 Layer 1	Room 111 Learning Commons	Aug-03-2016	IATL	Pipe Insulation - Fibreglass with Black Mastic	Black/White/Silver Wrap	50	None Detected	0	Cellulose (60%) Non-Fibrous (40%)	100	
30004-7 Layer 2	Room 111 Learning Commons	Aug-03-2016	IATL	Pipe Insulation - Fibreglass with Black Mastic	Tan Insulation	50	None Detected	0	Non-Fibrous	100	

Note: Samples were analyzed by method: EPA/600/R-93/116" Bulk Asbestos Analysis by Polarized Light Microscopy". For heterogenous materials the concentration may vary. No reproduction without permission.

Sample No	Location	Date Analysed	Analyst	Client Description	Phase	%	Asbestos	%	Other Materials	%	Comments
30004-8	Room 111 Learning Commons	Aug-03-2016	IATL	Drywall Joint Compound - Drywall walls with joint compound	White Joint Compound	100	None Detected	0	Non-Fibrous	100	
30004-9 Layer 1	Room 107 Washroom	Aug-03-2016	IATL	Sheet Flooring - SF1-Rose Mottled	Pink Vinyl	50	None Detected	0	Non-Fibrous	100	
30004-9 Layer 2	Room 107 Washroom	Aug-03-2016	IATL	Sheet Flooring - SF1-Rose Mottled	Tan Mastic	50	None Detected	0	Non-Fibrous	100	
30004-10 Layer 1	Room 207 Custodian Room	Aug-03-2016	IATL	Floor Tile - FT1 - 12x12 Beige with Black Streaks	Beige Floor	50	None Detected	0	Non-Fibrous	100	
30004-10 Layer 2	Room 207 Custodian Room	Aug-03-2016	IATL	Floor Tile - FT1 - 12x12 Beige with Black Streaks	Black Mastic	50	None Detected	0	Non-Fibrous	100	
30004-11	Room 207 Custodian Room	Aug-03-2016	IATL	Fittings Insulation - Cementitious	Lt Grey Insulation	100	Chrysotile	40	Non-Fibrous	60	
30004-12	Hallway - original sections	Aug-03-2016	IATL	Drywall Joint Compound - Drywall walls with joint compound	White Joint Compound	100	None Detected	0	Non-Fibrous	100	
30004-13	Room 204	Aug-03-2016	IATL	Sheet Flooring - SF3-Beige Mosaic	Tan Vinyl	100	None Detected	0	Cellulose (10%) Synthetic (5%) Non-Fibrous (85%)	100	
30004-14	Room 204	Aug-03-2016	IATL	Other - Sink acoustical insulation	Silver/Black Mastic	100	Chrysotile	1.4	Non-Fibrous	98.6	
30004-15	Room 212-Girls Washroom	Aug-03-2016	IATL	Sheet Flooring - SF4-Beige Pebble	White/Lt Grey Vinyl	100	None Detected	0	Cellulose (2%) Glass (2%) Non-Fibrous (96%)	100	
30004-16	Room 210 Electrical Room	Aug-03-2016	IATL	Floor Tile - FT1 - 12x12 Beige with Black Streaks	Beige Floor	100	None Detected	0	Non-Fibrous	100	
30004-17 Layer 1	Room 311 Girls Change Room	Aug-03-2016	IATL	Floor Tile - FT3 12"x12" Beige with White and Black streaks	Beige Floor	50	None Detected	0	Non-Fibrous	100	
30004-17 Layer 2	Room 311 Girls Change Room	Aug-03-2016	IATL	Floor Tile - FT3 12"x12" Beige with White and Black streaks	Black Mastic	50	None Detected	0	Non-Fibrous	100	
30004-18	Room 311 Girls Change Room	Aug-03-2016	IATL	Fittings Insulation - Cementitious	Off-white Isulation	100	None Detected	0	Cellulose (5%) Wood Fibre (5%) Non-Fibrous (90%)	100	
30004-19	Room 311 Girls Change Room	Aug-03-2016	IATL	Parging - Textured	White Texture	100	None Detected	0	Non-Fibrous	100	

Note: Samples were analyzed by method: EPA/600/R-93/116" Bulk Asbestos Analysis by Polarized Light Microscopy". For heterogenous materials the concentration may vary. No reproduction without permission.

Sample No	Location	Date Analysed	Analyst	Client Description	Phase	%	Asbestos	%	Other Materials	%	Comments
30004-20	Room 312 Storage Room	Aug-03-2016	IATL	Parging - Textured	White Texture	100	None Detected	0	Non-Fibrous	100	
30004-21	Room 406	Aug-03-2016	IATL	Vermiculite - Concrete Brick Wall	Brown Insulation	100	None Detected	0	Non-Fibrous	100	
30004-22	Hallway - original sections	Aug-03-2016	IATL	Caulking - Above Ceiling tile by Room 108	Grey Caulk	100	None Detected	0	Non-Fibrous	100	
30004-23	Room 110	Aug-03-2016	IATL	Drywall Joint Compound - Drywall walls with joint compound	White Joint Compound	100	None Detected	0	Non-Fibrous	100	
30004-24	Room 405	Aug-03-2016	IATL	Caulking - Black	Dk Brown Putty	100	None Detected	0	Cellulose (5%) Non-Fibrous (95%)	100	

Note: Samples were analyzed by method: EPA/600/R-93/116" Bulk Asbestos Analysis by Polarized Light Microscopy". For heterogenous materials the concentration may vary. No reproduction without permission.

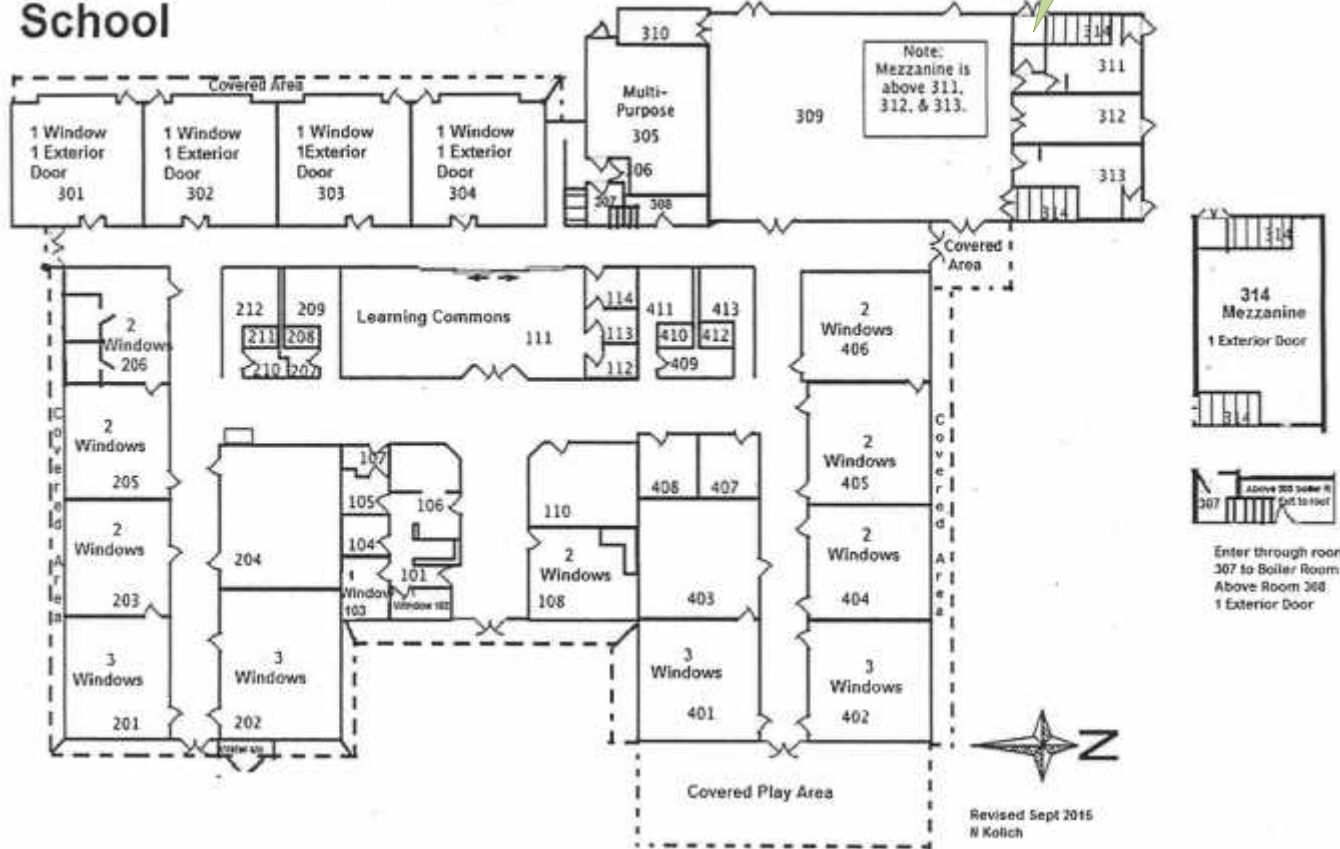
Appendix C. Sample Location Drawings



Location: Eagle View Elementary School, POBox 369, Port Hardy, BC
Drawing Title: Sample Locations
Project No: 39957
Drawing No: 001
Surveyed By: PG & LK
Survey Date: August 28, 2020





Eagle View Elementary School

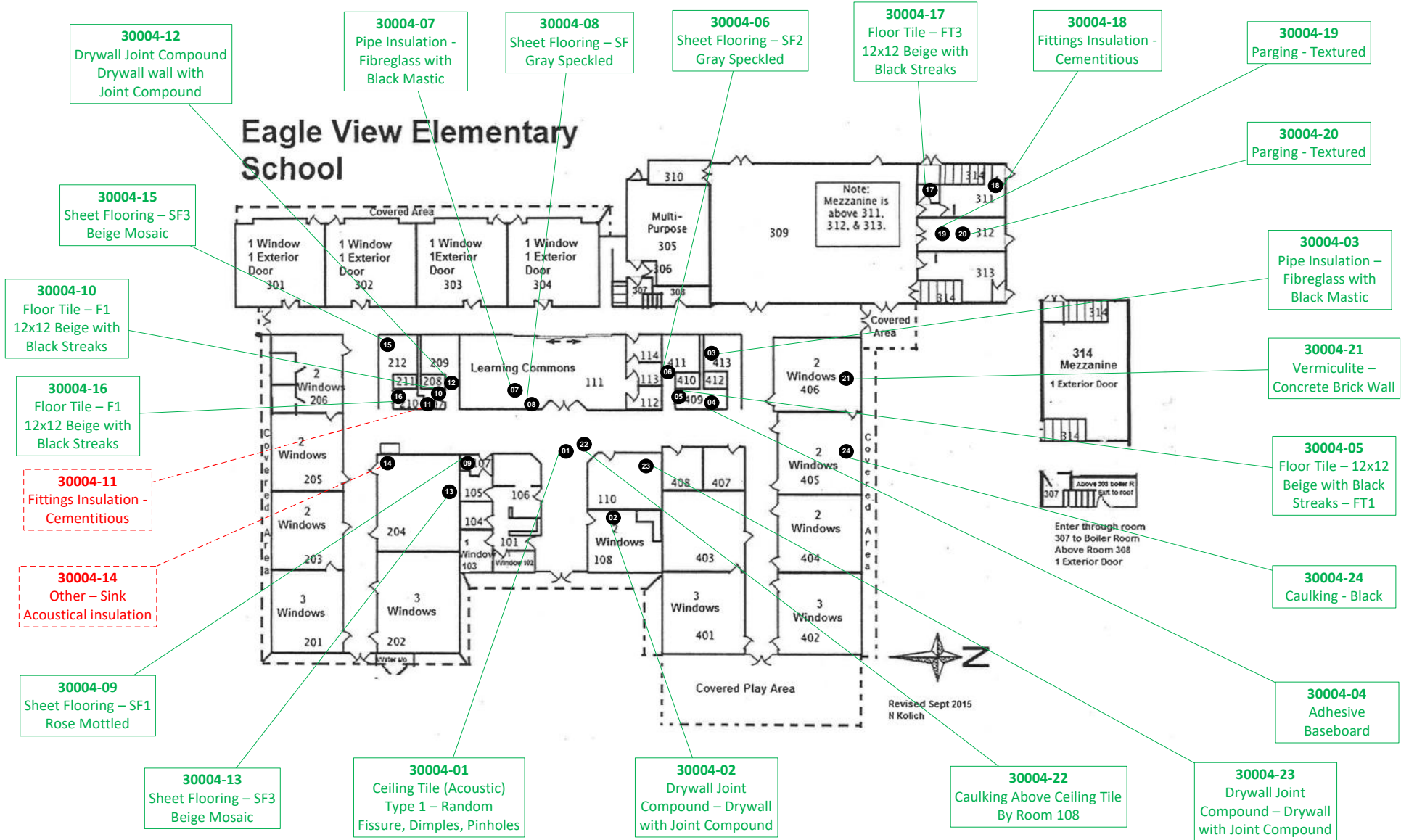


57b	Floor Tile 3 Mastic (Black)
58b	Floor Tile 3 Mastic (Black)

Sample Results

 Asbestos Not Detected
  Material Contains Asbestos

Eagle View Elementary School



Drawing Not to Scale

Sample Result Key

- 123 No Asbestos Detected
- 123 Material Contains Asbestos
- 123 Lead (Pb) Sample

ADDRESS/LOCATION:
Eagle View Elementary School
9050 Seaview Drive, Port Hardy, BC

DRAWING TITLE:
School District 85

PROJECT NO.: 30004

DATE: 07/04/2016

SURVEYED BY: Julie Scott/Moncrieff/
Bill Sullivan

DRAWING NO.: 001



#201-415 Gorge Road East
Victoria B.C. V8T 2W1

Appendix D. Regulatory Framework

1. **Workers Compensation Act**, Part 2, Division 4 (General Duties of Employers, Workers and Others), Section 25 (General duties of owner).
2. **BC Occupational Health and Safety Regulation**, BC Reg. 296/97, including amendments.
3. **Safe Work Practices for Handling Asbestos**, WorkSafeBC, current edition.
4. **Hazardous Waste Regulation**, BC Ministry of Environment, including amendments.
5. **Transportation of Dangerous Goods Regulations SOR / 2008-34**, Transportation of Dangerous Goods Act, SOR/2008/34 including amendments.

Appendix E. Methodology

The assessment adhered to applicable regulations and followed industry-accepted standards and methodologies.

Note: Not all of the following materials and/or methods were necessarily included in this assessment.

Asbestos

An initial walk-through was conducted of the assessment areas for building materials and machinery or equipment to make a preliminary determination if asbestos could be present.

To confirm or discount the presence of asbestos, representative bulk samples were collected. The sample locations in the building are identified with a unique sample number. Whenever practicable, a representative number of material samples were collected as per WorkSafeBC guidance. Some materials could not be representatively sampled due to accessibility or if sample collection would damage the remaining material.

Bulk samples were submitted for analysis in accordance with the following method: EPA 600 R-93 / 116-1993. Samples consisting of greater than 0.5% asbestos were reported as an asbestos-containing material as per WorkSafeBC. See Appendix G for details on how asbestos-containing materials are evaluated to determine management actions.

Vermiculite samples were submitted for analysis in accordance with the Research Method for Sampling and Analysis of Fibrous Amphibole in Vermiculite Attic Insulation (EPA/600/R-04/004, January 2004, US EPA.) Samples of loose fill vermiculite insulation found to contain any trace of asbestos were reported as

Appendix F. Evaluation of Asbestos-Containing Materials

Evaluation of asbestos-containing materials (ACMs) is based on the condition of the material, its accessibility, and its friability. The following are guidelines used to evaluate ACMs and the action, if any, required to safely manage them.

Spray Applied Fireproofing, Insulation and Texture Finishes

In evaluating the condition of ACM spray applied as fireproofing, thermal insulation or texture, decorative or acoustic finishes, the following criteria apply.

GOOD	Surface of material shows no significant signs of damage, deterioration or delamination. Up to one percent visible damage to surface is allowed within range of GOOD. Evaluation of sprayed fireproofing requires the assessor to be familiar with the irregular surface texture typical of sprayed asbestos products. GOOD condition includes un-encapsulated or unpainted fireproofing or texture finishes, where no delamination or damage is observed, and encapsulated fireproofing or texture finishes where the encapsulation has been applied after the damage or fallout occurred.
POOR	Sprayed materials show signs of damage, delamination or deterioration. More than one percent damage to surface of ACM spray.
DEBRIS	Spray materials are dislodged from surface application source. The identified debris is noted as being separated from the original source.

Mechanical Insulation

In evaluating the condition of mechanical insulation (on boilers, breeching, ductwork, piping, tanks, equipment etc.) the following criteria are used.

GOOD	Insulation is completely covered in jacketing and exhibits no evidence of damage or deterioration. No insulation is exposed. Includes conditions where the jacketing has minor surface damage (i.e., scuffs or stains), but the jacketing is not penetrated.
FAIR	Minor penetration damage to jacketed insulation (cuts, tears, nicks, deterioration or delamination) or undamaged insulation that has never been jacketed. Insulation is exposed but not showing surface disintegration. The extent of missing insulation should be minor to none.
POOR	Original insulation jacket is missing, damaged, deteriorated or delaminated. Insulation is exposed and significant areas have been dislodged. Damage cannot be readily repaired.
DEBRIS	Insulation materials are dislodged from surface application source. The identified debris is noted as being separated from the original source.

Non-Friable and Potentially Friable Materials

Non-friable materials generally have little potential to release airborne fibres, even when damaged by mechanical breakage. However, some non-friable materials, i.e., exterior asbestos concrete products, may have deteriorated so that the binder no longer effectively contains the asbestos fibres. In such cases of significantly deteriorated non-friable material, the material will be treated as a friable product.

Accessibility

The accessibility of building materials known or suspect of being ACM is rated according to the following criteria.

Access (A)	Areas of the building within reach (from floor level) of all building users. Includes areas such as gymnasiums, workshops, and storage areas where activities of the building users may result in disturbance of ACM not normally within reach from floor level.
-------------------	--

Access (B)	Frequently entered maintenance areas within reach of maintenance staff, without need for a ladder. Includes: frequently entered pipe chases, tunnels and service areas or areas within reach from a fixed ladder or catwalk (e.g., tops of equipment, mezzanines).
Access (C) Exposed	Areas of the building above 2.5 metres where use of a ladder is required to reach the ACM. Only refers to ACM materials that are exposed to view, from the floor or ladder, without removing or opening other building components such as ceiling tiles, or service access doors or hatches. Does not include infrequently accessed service areas of the building.
Access (C) Concealed	Areas of the building which require removal of a building component including lay-in ceilings and access panels into solid ceiling systems. Includes rarely entered crawlspaces, attic spaces etc. Observations are limited to the extent visible from the access points.
Access (D)	Areas of the building behind inaccessible solid ceiling systems, walls, or mechanical equipment, etc., where demolition of the ceiling, wall or equipment etc., is required to reach the ACM. Evaluation of condition and extent of ACM is limited or impossible, depending on the assessor's ability to visually examine the materials in Access D.
ACM in Plenum	Areas of the building where air movement through open or closed air spaces or plenums can be accesses by Access X, where X is any of the Accesses A-D, inclusive.

Action Matrix

The following Action Matrix determines what, if any, action is required to safely manage ACMs.

Access	Condition			
	Good	Fair	Poor	Debris
(A)	Action 5/7	Action 5/6	Action 3	Action 1
(B)	Action 7	Action 6/5	Action 3	Action 1
(C) Exposed	Action 7	Action 6	Action 4	Action 2
(C) Concealed	Action 7	Action 7	Action 4	Action 2
(D)	Action 7	Action 7	Action 7	Action 7
(X)	Action 5/7	Action 5/6	Action 3	Action 1

Action Table

The following is a description of the action required to manage ACMs, based on the outcome of the evaluation.

Action 1	Immediate Clean Up of Debris That is Likely to be Disturbed Restrict access/shut off air handling system if disturbance of the ACM DEBRIS is likely, and clean up ACM DEBRIS immediately. Utilize proper asbestos procedures. This action is required for compliance with regulatory requirements.
Action 2	Entry into Areas with ACM Debris At locations where ACM DEBRIS can be isolated in lieu of removal or clean up, use appropriate means to limit entry to the area. Restrict access to the area to persons utilizing moderate risk asbestos-work precautions. The precautions will be required until the ACM DEBRIS has been cleaned up, and the source of the DEBRIS has been stabilized or removed.
Action 3	ACM Removal Required for Compliance Remove ACM for compliance with regulatory requirements. Utilize asbestos procedures appropriate to the scope of the removal work.
Action 4	Access into Areas Where ACM is Present and Likely to be Disturbed by Access Use asbestos precautions when entry or access into an area is likely to disturb the ACM. ACTION 4 must be used until the ACM is removed (Use ACTION 1 or 2 if DEBRIS is present).
Action 5	Proactive ACM Removal

	Remove ACM in lieu of repair, or at locations where the presence of asbestos in GOOD condition is not desirable.
Action 6	ACM Repair Repair ACM found in FAIR condition, and not likely to be damaged again or disturbed by normal use of the area or room. Upon completion of the repair work, treat ACM as material in GOOD condition and implement ACTION 7. If ACM is likely to be damaged or disturbed during normal use of the area or room, implement ACTION 5.
Action 7	Routine Surveillance Institute routine surveillance of the ACM. Trained workers or contractors must use appropriate asbestos precaution during disturbance of the remaining ACM.

End of report. This page intentionally left blank.