



SD 85 COMMUNICABLE DISEASE PREVENTION PLAN

Revised: October 12, 2022

Part 1 - Understanding the Risk

As per the Provincial Health Officer's order, employers are no longer required to maintain a COVID-19 Safety Plan but must instead transition to a **Communicable Disease Prevention Plan**;

Communicable disease prevention focuses on reducing the risk of workplace transmission of COVID-19 and other communicable diseases, and includes both ongoing measures (e.g. hand hygiene, cleaning) and additional regional measures to be implemented as advised by public health;

Public health strongly encourages all eligible students and staff to be fully vaccinated (i.e., receive 2 doses) against COVID-19 to protect themselves and those around them;

Part 2- Communicating

- The Provincial COVID-19 Communicable Disease Guidelines for K-12 Settings have been developed by the Ministry of Education in collaboration with the BC Centre for Disease Control, Indigenous rightsholders and education partners, including district/school leaders, teachers, support staff, and parents;
- These guidelines are based on the public health guidance developed by the Office of the Provincial Health Officer and the BC Centre for Disease Control;
- Orientation sessions should provide an overview of the key principles and guidelines outlined and some information on how these will be implemented at the school level;

Part 3- Measures, Practices and Policies to reduce the risk:

Supportive School Environments

- Staff should utilize positive and inclusive approaches to engage students in preventive practices and should not employ measures that are punitive or stigmatizing in nature;
- Staff should demonstrate and model to students how to practice personal prevention measures at school (e.g. hand hygiene, respiratory etiquette, respecting personal space, staying home when sick, etc.).

Daily Health Check

- Before coming to work it is recommended that all members conduct a daily health check;
- Parents and Caregivers should assess their children daily for illness before sending them to school;
- **K-12 Health Check App** can be used for the daily assessment of symptoms.

<https://www.k12dailycheck.gov.bc.ca/healthcheck?execution=e1s1>

Symptoms of Illness

- Staff, students, or other persons who are exhibiting new symptoms of illness (including symptoms of COVID-19 or gastrointestinal illness) should stay home and follow the BCCDC guidance;
- For guidance regarding specific symptoms of illness, staff/students/parents/guardians must:
 - use the Self-Assessment Tool;
 - call 8-1-1 or their family physician for guidance;
 - use the BCCDC Symptom Guide.

Staff/Students who become sick while at school

- Establish procedures for students and staff who become sick while at school/work to be sent home as soon as possible;
- Some students or staff may not be able to be picked up immediately:
 - A space needs to be available where the student or staff can wait comfortably and is separated from others;
 - Have available to the student or staff a non-medical mask;
 - Supervising staff can choose wear a non-medical mask and/or face shield and should avoid touching bodily fluids as much as possible and practice diligent hand hygiene;
 - Once the student has been picked up all touch points in the spaces they were waiting must be cleaned and disinfected.

Hand Hygiene

- Rigorous hand-washing with plain soap and water or using an effective hand sanitizer reduces the spread of illness;
- Schools should promote the importance of diligent hand hygiene to staff and students regularly. For example, display hand hygiene posters at handwashing sites;
- Ensure hand hygiene supplies are always well stocked, including soap, paper towels (or air dryer) and where appropriate, alcohol-based hand rub with a minimum of 60% alcohol;
- Soap and water are preferred when hands are visibly dirty. If it is not available, use an alcohol-based hand wipe followed by alcohol-based hand rub.

Respiratory Etiquette

Students and staff should:

- Cough and sneeze into their elbow, sleeve, or a tissue;
- Throw away used tissues and immediately perform hand hygiene.

Physical Distancing and Space Arrangement

- Staff and students should be encouraged to respect others personal space (the distance from which a person feels comfortable being next to another person);
- Schools can use classroom and learning environment configurations and activities that best meet learner needs and preferred educational approaches.

Personal Protective Equipment- Masks

- The decision to wear a mask or face covering is a personal choice for staff, students and visitors. A person's choice should be supported and respected;
- Schools and School Districts will have non-medical masks available for those who would like to wear one.

Supporting Students with Diverse Abilities/Disabilities

- Supporting students with disabilities/diverse abilities and/or receiving health services may require staff providing support services to be in close physical proximity or in physical contact with a student. Workers providing these services should follow their standard risk assessment methods to determine what PPE is needed for general communicable disease prevention in accordance with routine practices;
- Additional PPE is not required beyond that used in their regular course of work (e.g. gloves for toileting).

Cleaning and Disinfecting

- General cleaning of the premises, and cleaning and disinfecting of frequently touched surfaces, at least once in a 24-hour period;
- Clean and disinfect any surface that is visibly dirty;
- Clean and disinfect any surface a person's bodily fluids may have contacted after they have displayed symptoms of illness.

*The recommended cleaning and disinfecting frequency for K-12 schools and other community settings outlined above was determined by infection prevention and control experts at the BC Ministry of Health, BC Centre for Disease Control and the Provincial Health Services Authority.

Visitor Access

- Information for visitors, including communicable disease protocols and requirements should be posted by the entrance to the school, on the school's website and included in communications to students and families;
- Visitors, including community groups using the school, should follow the applicable communicable disease prevention measures.

Ventilation and Circulation - Part 1

- The District will ensure that heating, ventilation and air conditioning systems are designed, operated, and maintained as per standards and specifications for ongoing comfort for workers (Part 4 of the OHS Regulation);
- School Districts should regularly maintain HVAC systems for proper operation and ensure that schools with recycled/recirculated air systems upgrade their current filters to a minimum MERV 13 filter or higher if possible;
- Where possible, natural ventilation should be maximized by opening windows and doors;
- Portable air conditioners and fans are only to be used in well ventilated spaces, with air moved from high to low;

Ventilation and Circulation - Part 2

- During times of excessive heat or poor air quality when windows and doors remain closed extra attention should be paid to physical distancing and hand washing measures.

Personal Items

- Staff and students should be encouraged to not share items that come in contact with the mouth.

Busing

- Bus drivers, teachers and students in Kindergarten to Grade 12 may choose to wear masks or face coverings when they are on the bus;
- Students and bus drivers are encouraged to practice good hand hygiene and respiratory etiquette;
- Buses used for transporting students should be cleaned and disinfected in line with the cleaning and disinfection practices outlined previously in this document.

Part 4- Monitor and Update plan as Necessary

- Ensure staff/parents are provided with any new information in a timely manner and review with staff the process for reporting any concerns;
- Establish a central location where new information relating to communicable diseases is posted in your workplace;
- Establish a process for regular review of communicable disease plans with:
 - District Joint Health and Safety Committee;
 - Site based Health and Safety Committee;
 - Staff;
 - Partner Groups.

Symptoms of Coronavirus (COVID-19)

Know the symptoms of COVID-19, which can include the following:



Symptoms can range from mild to severe illness, and appear 2–14 days after you are exposed to the virus that causes COVID-19.

Seek medical care immediately if someone has Emergency Warning Signs of COVID-19

- Trouble breathing
- Persistent pain or pressure in the chest
- New confusion
- Inability to wake or stay awake
- Pale, gray, or blue-colored skin, lips, or nail beds, depending on skin tone

This list is not all possible symptoms. Please call your healthcare provider for any other symptoms that are severe or concerning to you.



cdc.gov/coronavirus

CS-187604

BRITISH COLUMBIA	
DAILY HEALTH CHECK	
KEY SYMPTOMS OF ILLNESS	WHAT TO DO
Fever (above 38°C)	If yes to 1 or more of these symptoms: Stay home. Contact a health care provider or call 8-1-1 about your symptoms and next steps.
Chills	
Cough	
Difficulty breathing	
Loss of sense of smell or taste	
OTHER SYMPTOMS	WHAT TO DO
Sore throat	If yes to 1 symptom: Stay home until you feel better.
Loss of appetite	
Headache	If yes to 2 or more of these symptoms: Stay home for 24 hours. If symptoms don't get better or get worse, contact a health care provider or call 8-1-1 about your symptoms and next steps.
Body aches	
Extreme fatigue or tiredness	
Nausea or vomiting	
Diarrhea	
INTERNATIONAL TRAVEL:	WHAT TO DO
Have you returned from travel outside Canada in the last 14 days?	If yes: Fully vaccinated students, staff and other adults who have travelled outside of Canada may qualify for the fully vaccinated traveller exemption . Students, staff and other adults who are not fully vaccinated and have travelled outside of Canada CANNOT attend school for 14 days after arrival, as part of federal requirements .
CLOSE CONTACT	WHAT TO DO
Have you been notified by public health that you are a close contact of a person confirmed to have COVID-19?	If yes: Follow the instructions provided by Public Health.

You can also check your symptoms with the [K-12 Health Check](#), or the [BC Self-Assessment Tool](#).

Call 8-1-1 with any questions about symptoms of illness. If you have severe symptoms, like difficulty breathing (struggling to breathe or you can only speak single words) or chest pain, call 9-1-1 or go to the nearest Emergency Department.

Visit the [BC Centre for Disease Control website](#) for more information on COVID-19.

Please check BCCDC's [Symptoms of COVID-19](#) regularly to ensure the list is up to date.

Updated September 22, 2021



Coronavirus COVID-19

BC Centre for Disease Control | BC Ministry of Health



Hand Hygiene

SOAP OR ALCOHOL-BASED HAND RUB: Which is best?

Either will clean your hands: use soap and water if hands are visibly soiled.



Remove hand and wrist jewellery

HOW TO HAND WASH



1 Wet hands with warm (not hot or cold) running water



2 Apply liquid or foam soap



3 Lather soap covering all surfaces of hands for 20-30 seconds



4 Rinse thoroughly under running water



5 Pat hands dry thoroughly with paper towel



6 Use paper towel to turn off the tap

HOW TO USE HAND RUB



1 Ensure hands are visibly clean (if soiled, follow hand washing steps)



2 Apply about a loonie-sized amount to your hands



3 Rub all surfaces of your hand and wrist until completely dry (15-20 seconds)

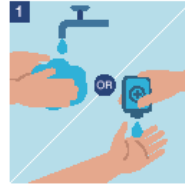


Coronavirus COVID-19

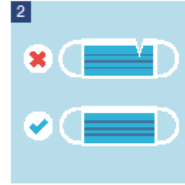
BC Centre for Disease Control | BC Ministry of Health



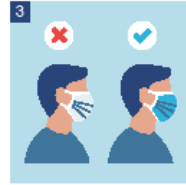
How to Wear a Face Mask



1 Wash your hands with soap and water for 20-30 seconds or perform hand hygiene with alcohol-based hand rub before touching the face mask.



2 Check the new mask to make sure it's not damaged.



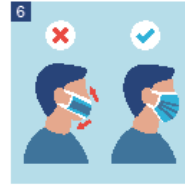
3 Ensure colour side of the mask faces outwards.



4 Locate the metallic strip. Place it over and mold it to the nose bridge.



5 Place an ear loop around each ear or tie the top and bottom straps.



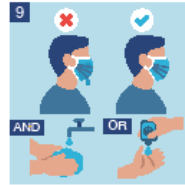
6 Cover mouth and nose fully, making sure there are no gaps. Pull the bottom of the mask to fully open and fit under your chin.



7 Press the metallic strip again to fit the shape of the nose. Perform hand hygiene.



8 Do not touch the mask while using it. If you do, perform hand hygiene.



9 Replace the mask if it gets wet or dirty and wash your hands again after putting it on. Do not reuse the mask.

Removing the Mask

1 Perform hand hygiene.

2 Do not touch the front of your mask. Lean forward, gently remove the mask from behind by holding both ear loops or ties.

3 Discard the mask in a waste container.

4 Perform hand hygiene.



BC Centre for Disease Control

If you have fever, a new cough, or are having difficulty breathing, call 8-1-1.



BC Centre for Disease Control

If you have fever, a new cough, or are having difficulty breathing, call 8-1-1.

Non-medical inquiries (ex. travel, physical distancing): 1-888-COVID19 (1888-268-4319) or text 604-630-0309

